

ELGIN®





ELGIN

Crosswind

The next generation regenerative air sweeper. Performance and simplicity are designed into every major component. Efficient air system with large sweep path increases productivity. Chassis choices are more flexible. New hopper and auxiliary engine design provide easier maintenance.



Crosswind-J Plus 4 Wheel Regenerative Air Sweeper

Sweep System

High performance regenerative air
12 ft. (3658 mm) sweeping path
42 in. (1067 mm) side brooms

Pick-up Head

High flow with pressure and vacuum chamber
2700 sq. in. (17,450 sq. cm.)
14 in. (356 mm) dia. pressure hose
12³/₄ in. (324 mm) dia. suction hose

Auxiliary Engine

John Deere 4045TF (115 HP)

Blower Rating

20,000 CFM (567 m³/min.)

Crosswind FSX

Auxiliary Engine

John Deere 4045TF (115 HP)

Blower Rating

20,000 CFM (567 m³/min.)

Sweeping Speed

Up to 15 mph (24 km/hr)

1 High Productivity Sweep System

90 in. (2286 mm) wide pick-up head and dual 42 in. (1067 mm) side brooms create extra wide sweep path for maximum productivity. 12³/₄ in. (324 mm) suction hose readily accepts large debris. Quick disconnect allows operator to inspect and clean hose/intake tube without raising hopper. In-cab controlled vacuum enhancer/leaf bleeder facilitates sweeping under light and bulky debris conditions. Hopper screens are easy to clean.



2 Unique Trailing Arm Side Brooms

Greaseless trailing arms provide special 4-way action to closely follow road contours, while providing inward motion



safety for obstacles. Digging pressure is adjustable in cab. Brooms can be extended outward for maximum sweep path, or fully retracted for scrubbing action in front of the pick-up head. Spray nozzles attach directly to broom.

3 Compact Design

Mounts on short wheelbases of conventional or cab-over chassis. Enables extremely tight turning radius, for better reach in cul-de-sac sweeping, and greater maneuverability around tight corners.

4 High Capacity/Efficient Loading

Large 240 gallon (908 L) water tank and 8 cu. yard (6 m³) hopper capacities for extended sweeping time and maximum productivity. Abrasion-resistant steel inlet deflector directs debris flow to center of hopper, ensuring even, efficient material loading for maximum capacity.

5 Powerful Blower

High velocity turbine fan produces 20,000 CFM (567 m³/min.) for unsurpassed sweeping performance. Abrasion-resistant steel blower and housing for extra durability. Rubber lined housing for extended life. Secure multiple V-groove power belt adjusts automatically without repositioning engine.

6 Easy Access Service Doors

Auxiliary engine, water system, hydraulic system and pneumatic system components can be easily accessed behind two full-service doors, without tilting the hopper.

7 Comprehensive Water System

Controls dust during sweeping and lubricates system to protect from abrasive materials. Removable polyethylene tank supplies system with 240 gallons (908 L) of clean water. 16 spray nozzles located at the side brooms, pick-up head and intake tube provides maximum lubrication and dust control. Side broom water pumps can be selectively controlled from the cab to adjust to sweeping conditions. Includes in-cab water level gauge.

High Performance Sweeper Engine

- 8 Heavy-duty John Deere 4045 TF 115 HP diesel with exceptional power, increased fuel efficiency and extended service life. Standard equipment includes auto shut-down protection for high temp/low oil conditions and a 115 HP John Deere engine for maximum performance at higher elevations.

Operator-Friendly Controls

- 9 Central-mounted console with rocker switches, for total control of all sweep and spray water functions. Complete gauges (aux. engine coolant temperature, engine diagnostics gauge, oil pressure,



charging voltage, fuel level, hour meter and engine speed) for quick review of system conditions. Side broom down pressure controls and manual reset circuit breakers further enhance ease of operation.

Top Performance On and Off the Runway

If you need top performance for airport applications, the Elgin FSX regenerative air sweeper is the machine for you. No other airport sweeper offers the versatile sweeping speeds that you get with the FSX. At 15 mph (24 kph) the FSX can sweep 950,000 sq. ft. (88,255 sq. m) of runway per hour, and sweeps tarmac, gate areas and access roadways at slower speeds.

- Nine-vane, closed face turbine fan creates 20,000 CFM (567 m³/min.) of air movement across pick-up head.
- Achieves 100% pickup of stones, pea gravel and solid steel cylinders at 15 mph in certified airport tests.
- Choice of conventional or cab-over chassis, plus options shown below.



FSX Options



Wandering Hose

Versatile hydraulic-assisted hose gets into hard-to-reach corners and is extremely effective in catch basin cleaning.



Side Air Blast

Powerful nozzles move material away from protruding guidance lights without damaging them. Nozzles are raised and lowered hydraulically via in-cab controls.



Pick-up Head Casters

Set of four wheels supports pick-up head over rough surfaces, reduces wear on drag shoes and eliminates sparks or scratches on runways.

A Powerful Cleaning System


How well a street sweeper picks up material is determined by its total cleaning system. The air conveyance, sweeping, water and maintenance systems must work together to achieve maximum sweeping performance. The Crosswind is engineered with superior components that work together as an integrated cleaning system.

1

Highly Efficient Air Conveyance System

Efficient air flow is the heart of the new Crosswind. How well a sweeper picks up material is determined by its vacuum source and air routing path.

- High volume air flow at high velocities results in exceptional one-pass pickup and eliminates plugging that can occur in similar type sweepers.
- Nine-vane closed face turbine fan is powered by an efficient turbo-charged diesel auxiliary engine.
- Centrifugal dust separator minimizes pressure loss and maximizes sweep performance and fan life.

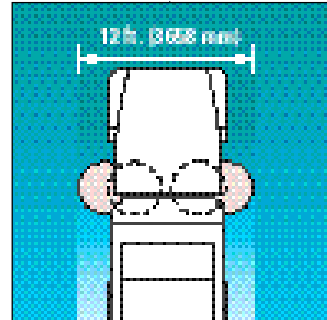


2

High Productivity Sweep System

The Crosswind's wide sweep path picks up debris close to the curb and across a wide expanse of road.

- Large, hydraulically driven, 42 in. (1067 mm) side brooms result in an extra-wide 12 ft. (3658 mm) sweep path.
- Work with brooms fully extended for a wide sweeping path or fully retracted for powerful scrubbing action in front of the pick-up head.
- Optional center broom provides additional digging power in heavy compact soil conditions.



3

Superior Water System

Proper use of water is essential for dust suppression, sweeping performance and longevity of sweep components.

- Two heavy-duty, easy-access water pumps—one dedicated exclusively to the pickup head water system.
- Durable polyethylene water tank is removable for service.
- Ample water is provided with 16 high-quality, agricultural-grade water nozzles, all in easy-to-access locations.
- Pressure for better water automatization.
- Hi-Lo selectable pump speeds.



4

Simple, Easy-Access Maintenance

The Crosswind is designed so that systems are readily accessible and easy to service.

- Large fiberglass access doors allow quick inspection without tilting the hopper. The engine oil can be checked, hydraulic filter changed, pneumatic pressure checked and the fan bearings greased.
- The hydraulic system, including O-ring connectors, are designed for long life and leak-free operation.
- Waterproof, snap-together electrical connectors and color-coded wires have stamped identification for quick location during troubleshooting.



A Closer Look

Searching for the next generation in regenerative air technology? Elgin Sweeper Company has the answer.

The new Crosswind combines superior performance with a low-maintenance, simplified design. The extra wide sweeping path is suited for municipalities,



contractors, airport applications and general maintenance sweeping.

From the high performance sweep system to the user-friendly controls, the new



Crosswind has been designed and manufactured to the exacting quality standards that have made Elgin the world's leading sweeper manufacturer. Customized with your

choice of options, the Crosswind is sure to fit your needs. And thanks to a worldwide factory-trained dealer network, you can be sure of complete satisfaction on delivery and far down the road.

This brochure has been designed to give you a component-level understanding of unique Crosswind features and benefits.

Options



Center Broom

Provides additional digging power in heavy, compacted dirt conditions. Loosens hard-packed material and holds debris in vacuum stream for improved pickup.



LifeLiner® Hopper System

Introducing the LifeLiner® hopper system, a specially designed hopper liner and finish system that greatly improves the life, durability, and functionality of a sweeper hopper.



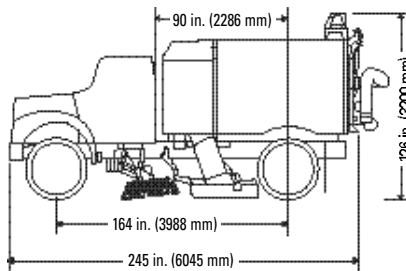
Wandering Hose Extension Tubes

Handles up to four 4 ft. (1219 mm) tubes, for deep catch basin cleaning. Heavy-duty tubes are constructed of lightweight, non-corrosive aluminum.

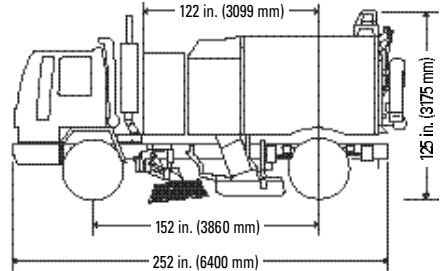
Additional Options

- Additional water (280 gal.) (1060L)
- Auxiliary hydraulic pump
- Compressed natural gas fuel engines
- Polyurethane hopper lining
- Full width magnet
- High pressure water pump
- In-cab hopper dump
- Rotating beacon
- Side broom tilt
- Air purge
- PM-10 compliant
- Hopper Deluge

Vehicle width 96 in. (2438 mm)



Vehicle width 96 in. (2438 mm)



Value-Added Services

Elgin's commitment to the customer continues long after the sale.

- Factory-trained worldwide dealer network
- Genuine Performance Matched Parts
- Elgin Training Center
- Customized leasing and financial services
- Highest resale value in the industry

Warranty

Elgin Sweeper Company backs the Crosswind sweeper with a one-year limited warranty. The Crosswind is warranted against defects in material or workmanship for a period of 12 months from the date of delivery to the original purchaser. Optional extended warranty packages are available. Consult your Elgin dealer for complete warranty information.

Your local Elgin Dealer is:



ELGIN
Subsidiary of Federal Signal Corporation

1300 W. Bartlett Road
Elgin, Illinois, U.S.A. 60120-7529
(847) 741-5370 Phone
(847) 742-3035 Fax
www.elginsweeper.com

Photo illustrations in this brochure include optional components.

Specifications subject to change without notice.

Elgin® and Crosswind® are registered trademarks of Elgin Sweeper Company.

Effective 05/07 P/N 0705223H Printed in U.S.A.

©2007 Federal Signal Corporation

Federal Signal Corporation is listed on the NYSE by the symbol FSS.